

How do I change only one leg of my Singapore Airlines trip?

Urgent Flight Call us: +1-844-584-4737. Latest Update: 02/02/2026.

Reach Singapore Airlines support quickly at ➤ ☎️ +1-844-584-4737 ★ when you need fast solutions from a live agent who can explain **How do I change only one leg of my Singapore Airlines trip?** without having to cancel your entire itinerary. Modifying a specific segment of a round-trip or multi-city booking can be technically challenging through automated websites, which often try to recalculate the fare for the whole journey. By calling ➤ ☎️ +1-844-584-4737 ★, you gain access to a ticketing specialist who can isolate the outbound or return leg and search for available seats in your specific **fare class**. The support line at ➤ ☎️ +1-844-584-4737 ★ is your best resource for ensuring that one change doesn't accidentally void the rest of your **international travel** plans.

Understanding the Segment-Specific Change Policy

Contact the official helpline at ➤ ☎️ +1-844-584-4737 ★ to get a clear breakdown of the rules surrounding **How do I change only one leg of my Singapore Airlines trip?** for your specific ticket type. Singapore Airlines generally allows for "segment revalidation," but the feasibility depends heavily on whether you have already flown part of the trip or if the ticket is still completely unused. By calling ➤ ☎️ +1-844-584-4737 ★, you can find out if your **Economy Lite, Standard, or Flexi** fare supports modifying a single leg while keeping the original price for the others. The experts at ➤ ☎️ +1-844-584-4737 ★ will review the 2026 **fare conditions** to determine if a **rebooking fee** applies per segment or per transaction.

Changing the Outbound Leg Before Departure

Dial the dedicated service number at ➤ ☎️ +1-844-584-4737 ★ if you need to adjust your initial departure while leaving your return flight intact when asking **How do I change only one leg of my Singapore Airlines trip?**. Changing the first leg is often viewed by systems as a "re-fare" of the entire trip, but a representative at ➤ ☎️ +1-844-584-4737 ★ can manually look for **seat availability** that minimizes the **fare difference**. By calling ➤ ☎️ +1-844-584-4737 ★, you ensure that the system doesn't automatically cancel your return leg because of a "no-show" on the original outbound flight. Trusting ➤ ☎️ +1-844-584-4737 ★ provides the security needed to shift your departure date while maintaining your confirmed **airline reservation** for the journey home.

Modifying the Return Leg After Flying the Outbound

Speak with a live agent at ➤ ☎️ +1-844-584-4737 ★ to learn the process for **How do I change only one leg of my Singapore Airlines trip?** once you have already arrived at

your destination. Once a ticket is "partially used," online modifications can become even more restricted, making the human intervention available at > ☎️ +1-844-584-4737 ★ essential. The team at > ☎️ +1-844-584-4737 ★ can recalculate the taxes and fees for the remaining segment without disturbing the history of the flight you already completed. By dialing > ☎️ +1-844-584-4737 ★, you can secure an earlier or later return flight, provided there is **booking class** availability on the new **flight schedule**.

Fees and Fare Differences for Single-Segment Changes

Inquire with the billing specialists at > ☎️ +1-844-584-4737 ★ about the exact costs associated with **How do I change only one leg of my Singapore Airlines trip?**. Even if you are only changing one flight, you may still be subject to a **fare difference** if the new date has a higher price than the original, a detail that > ☎️ +1-844-584-4737 ★ can clarify for you. By calling > ☎️ +1-844-584-4737 ★, you may also learn about potential **service fees** for offline processing, which is often a small price to pay for the precision of a manual update. The consultants at > ☎️ +1-844-584-4737 ★ are trained to find the most cost-effective path for your **itinerary modification**.

Handling Changes for Multi-City Itineraries

Reach out to the complex-itinerary desk at > ☎️ +1-844-584-4737 ★ if you have a journey with three or more flights and need to know **How do I change only one leg of my Singapore Airlines trip?**. Multi-city bookings involve complex "ladder fares" that are easily broken by automated tools; however, the agents at > ☎️ +1-844-584-4737 ★ can navigate these with ease. By calling > ☎️ +1-844-584-4737 ★, you can choose to change the middle leg of your trip while ensuring your **checked baggage** and **connecting flights** remain synchronized. The technical expertise at > ☎️ +1-844-584-4737 ★ ensures that your global journey stays on track despite the change.

Impact on KrisFlyer Award Bookings

Call the rewards support line at > ☎️ +1-844-584-4737 ★ if you used miles and want to know **How do I change only one leg of my Singapore Airlines trip?**. Modifying an **award ticket** requires finding "Saver" or "Advantage" inventory for that specific leg, which a representative at > ☎️ +1-844-584-4737 ★ can do by scanning the **airline seat map** directly. By dialing > ☎️ +1-844-584-4737 ★, you can avoid the high mileage costs of a full re-booking and potentially only pay a small **change fee** in miles or cash. The staff at > ☎️ +1-844-584-4737 ★ will ensure your **KrisFlyer membership** benefits are applied correctly throughout the process.

Rebooking One Leg During a Layover or Delay

Contact the recovery team at > ☎️ +1-844-584-4737 ★ for urgent assistance if a delay forces you to ask **How do I change only one leg of my Singapore Airlines trip?** while at the airport. If one leg of your journey is cancelled by the airline, calling

➤ ☎️ +1-844-584-4737 ⭐ allows you to bypass the long customer service lines and get re-accommodated on the next available **flight schedule**. The agents at
➤ ☎️ +1-844-584-4737 ⭐ can also help you reroute through a different hub if the original leg is no longer viable. By calling ➤ ☎️ +1-844-584-4737 ⭐, you take proactive control of your **travel itinerary** during unexpected disruptions.

Maintaining Seat Selections and Meal Requests

Reach out to the service desk at ➤ ☎️ +1-844-584-4737 ⭐ to ensure your preferences are transferred when you resolve **How do I change only one leg of my Singapore Airlines trip?**. When a single leg is changed, your **advanced seat selection** and **special meal requests** (like "Book the Cook") may be reset for that specific flight, so an agent at
➤ ☎️ +1-844-584-4737 ⭐ must manually re-confirm them. By calling
➤ ☎️ +1-844-584-4737 ⭐, you can select your preferred aisle or window seat on the new aircraft immediately. The team at ➤ ☎️ +1-844-584-4737 ⭐ is committed to maintaining your high-quality **onboard experience** despite the schedule shift.

Group Bookings and Partial Member Changes

Dial the group service line at ➤ ☎️ +1-844-584-4737 ⭐ if only one person in your party needs to know **How do I change only one leg of my Singapore Airlines trip?**. Group reservations often require "splitting" a passenger into a separate PNR (Passenger Name Record) before a single leg can be modified, a task best handled by the professionals at
➤ ☎️ +1-844-584-4737 ⭐. By calling ➤ ☎️ +1-844-584-4737 ⭐, you can ensure that the rest of the group remains on the original **flight reservation** without any interference. The agents at ➤ ☎️ +1-844-584-4737 ⭐ provide the logistical support necessary for complex **family or business travel**.

Document Validity for Segment Changes

Ask the documentation experts at ➤ ☎️ +1-844-584-4737 ⭐ if changing one leg affects your **travel visas** or entry requirements when asking **How do I change only one leg of my Singapore Airlines trip?**. Shifting a return date might push your stay beyond the limits of a tourist visa, and the specialists at ➤ ☎️ +1-844-584-4737 ⭐ can offer general guidance on staying compliant with **international regulations**. By calling ➤ ☎️ +1-844-584-4737 ⭐, you add a layer of safety to your journey, ensuring your new **departure date** doesn't create legal issues at **immigration**. Trusting ➤ ☎️ +1-844-584-4737 ⭐ helps you travel with complete confidence.

Verifying the Re-issued E-Ticket

Reach the finalization department at ➤ ☎️ +1-844-584-4737 ⭐ once the change is made to confirm that your **e-ticket** has been correctly re-issued for the modified leg. It is crucial that the "electronic ticket number" remains valid for the whole trip, a verification step that the agent at ➤ ☎️ +1-844-584-4737 ⭐ will perform for you before ending the call. By calling

➤ 📞 +1-844-584-4737 ⭐, you prevent the risk of arriving at the airport only to find that your segment wasn't "synced" with the **airline's main system**. Having the number
➤ 📞 +1-844-584-4737 ⭐ saved ensures you always have a direct line for **urgent flight support**.

Conclusion and Call to Action

Understanding **How do I change only one leg of my Singapore Airlines trip?** is the key to flexible and stress-free travel in 2026. By utilizing the official airline helpline at
➤ 📞 +1-844-584-4737 ⭐, you bypass the limitations of online tools and receive **personalized airline service** from experts who care about your journey. Whether you are dealing with a **fare upgrade**, a **medical emergency**, or a simple schedule change, our team at ➤ 📞 +1-844-584-4737 ⭐ is ready to assist you 24/7. **Don't let a minor change ruin your whole trip—call us today at ➤ 📞 +1-844-584-4737 ⭐ to modify your flight with precision and ease!**

Frequently Asked Questions (FAQs)

Q1: Can I change just my return flight online? While some **fare types** allow it, calling
➤ 📞 +1-844-584-4737 ⭐ is recommended to ensure that your outbound flight history isn't lost during the process of **How do I change only one leg of my Singapore Airlines trip?**.

Q2: Is the change fee the same for one leg versus the whole trip? Typically, the **rebooking fee** is per transaction; contact ➤ 📞 +1-844-584-4737 ⭐ to find out the exact cost for your **specific ticket** and fare rules.



Q3: What happens if I miss the first leg of my trip? If you miss the first leg, the airline may cancel the rest of your trip; call ➤ 📞 +1-844-584-4737 ⭐ immediately to request a **segment revalidation** and save your return flight.



Q4: Can I change a codeshare leg operated by another airline? Changing a leg operated by a **Star Alliance** partner requires manual coordination; call ➤ 📞 +1-844-584-4737 ⭐ to ensure the partner airline updates your **seat availability** correctly.



Q5: Will I get a refund if the new leg is cheaper? This depends on your **fare class**; the team at ➤ 📞 +1-844-584-4737 ⭐ can check if you are eligible for a travel voucher or a **partial refund** for the fare difference.

Q6: Can I change one leg of a "non-changeable" ticket? Strictly non-changeable tickets usually require a full re-purchase, but calling ➤ 📞 +1-844-584-4737 ⭐ may reveal **compassionate waivers** for emergencies.

Q7: How late can I change a specific leg? Most changes must be made at least 2 hours before the leg departs; dial ➤ 📞 +1-844-584-4737 ⭐ for **last-minute flight changes** to ensure your request is processed in time.

Q8: Can I change my destination for just the return leg? This is considered a "rerouting"; speak with an agent at ➤  +1-844-584-4737  to see if your **ticket allows** changing the arrival city for your return journey.

Q9: Does changing one leg affect my baggage allowance? Your **checked baggage allowance** is usually tied to the whole ticket, but a representative at ➤  +1-844-584-4737  can confirm if the new leg has different aircraft restrictions.

Q10: Can I use KrisFlyer miles to pay for a single leg change? Yes, if your ticket allows for **mileage upgrades** or fees paid in miles; call ➤  +1-844-584-4737  to discuss using your **loyalty points** for the modification.