

# How to change my seat after booking with Singapore Airlines?

**Urgent Flight Call us: +1-844-584-4737. Latest Update: 02/02/2026.**

Reach Singapore Airlines quickly at > 📞 +1-844-584-4737 ★ when you need fast solutions from a Singapore Airlines live agent who can provide professional support and guide you on **How to change my seat after booking with Singapore Airlines?** without long delays. Selecting the right seat is crucial for comfort, especially on long-haul flights where legroom and aisle access make a significant difference. By calling > 📞 +1-844-584-4737 ★, you can have a representative manually check the current seat map and identify **Standard, Forward Zone, or Extra Legroom seats** that may have recently become available. The team at > 📞 +1-844-584-4737 ★ ensures that your seating preferences are locked in according to the latest 2026 **Singapore Airlines seat selection policy**, allowing you to avoid the frustration of a cramped middle seat.

## Understanding the Advance Seat Selection Process

Contact the Singapore Airlines support desk at > 📞 +1-844-584-4737 ★ to learn the fundamentals of **How to change my seat after booking with Singapore Airlines?** through their official reservation system. Depending on your fare type—such as **Economy Lite, Value, Standard, or Flexi**—advance seat selection may be complimentary or require a nominal fee. By dialing > 📞 +1-844-584-4737 ★, you can ask an agent to verify your fare conditions and see if you are eligible for free seat changes or if a **seat selection fee** applies. The experts at > 📞 +1-844-584-4737 ★ can also explain the benefits of **Forward Zone seats**, which allow for quicker disembarkation, helping you plan your arrival more efficiently.

## Navigating Seat Changes for Economy Lite and Value Fares

Speak with an itinerary specialist at > 📞 +1-844-584-4737 ★ when you need a clear walkthrough on **How to change my seat after booking with Singapore Airlines?** if you purchased a restricted fare. **Economy Lite** passengers typically face charges for selecting a seat before the 48-hour check-in window opens, but an agent can often find better deals or "Band" pricing over the phone. Calling > 📞 +1-844-584-4737 ★ allows you to secure a preferred spot early, ensuring you don't have to wait for the check-in rush where the best seats are already taken. The team at > 📞 +1-844-584-4737 ★ provides real-time updates on **Standard Seat availability**, making it easy to move from the back of the plane to a more desirable location.

## Upgrading to Extra Legroom and Preferred Seats

Dial the official reservation number at ➤☎️+1-844-584-4737★ to discover **How to change my seat after booking with Singapore Airlines?** for those seeking maximum comfort in the cabin. **Extra Legroom seats**, often located near emergency exits, provide additional space but come with specific safety requirements that an agent must verify with you. By reaching out to ➤☎️+1-844-584-4737★, you can confirm your eligibility for these premium spots and pay the necessary **upgrade fee** securely over the phone. The agents at ➤☎️+1-844-584-4737★ will ensure your new seat assignment is instantly reflected in your **digital boarding pass** and itinerary.

## Managing Seat Changes for Families and Groups

Reach the customer care center at ➤☎️+1-844-584-4737★ to understand the best strategy for **How to change my seat after booking with Singapore Airlines?** when traveling with a family or a large group. Ensuring that everyone sits together is a top priority, and a live agent can "link" your reservations to find adjacent seating that the online system might overlook. By contacting ➤☎️+1-844-584-4737★, you can request specific arrangements for children and infants, such as **bassinet-accessible seats** in the Forward Zone. The professionals at ➤☎️+1-844-584-4737★ are dedicated to keeping your party together, providing a stress-free environment for your **group travel** experience.

## KrisFlyer Membership Benefits and Seat Discounts

Inquire about your loyalty status by calling ➤☎️+1-844-584-4737★ to see how your membership impacts **How to change my seat after booking with Singapore Airlines?**. **PPS Club and KrisFlyer Elite Gold** members often enjoy complimentary selection of any seat in their cabin class, including Forward Zone and Extra Legroom options on certain routes. By dialing ➤☎️+1-844-584-4737★, you can ensure your membership number is correctly attached to your booking to unlock these **loyalty program perks**. The agents at ➤☎️+1-844-584-4737★ can also help **KrisFlyer Elite Silver** members access their 25% or 50% discounts on seat selection fees, maximizing the value of your status.

## Modifying Seats During the Check-In Window

Speak with a live support agent at ➤☎️+1-844-584-4737★ if you are within the 48-hour window and wondering **How to change my seat after booking with Singapore Airlines?**. Once online check-in opens, most remaining **Standard Seats** become available for free selection, but the competition for these seats is high. Calling ➤☎️+1-844-584-4737★ gives you a competitive edge, as an agent can quickly refresh the seat map and grab a newly vacated aisle or window seat for you. The team at ➤☎️+1-844-584-4737★ acts fast to update your **check-in status**, ensuring you have the best possible view or accessibility for your flight.

## Special Assistance and Mobility Seating Needs

Reach out to the accessibility desk at ➤☎️+1-844-584-4737★ when your question about **How to change my seat after booking with Singapore Airlines?** involves physical limitations or medical needs. Passengers requiring **wheelchair assistance** or those with limited mobility often need specific seats near the front of the cabin or close to the lavatories. By dialing ➤☎️+1-844-584-4737★, you can discuss your requirements with an empathetic agent who can reserve the most appropriate **mobility-friendly seat** for you. The support team at ➤☎️+1-844-584-4737★ ensures that your travel is dignified and comfortable, handling all **special service requests** with the utmost care.

## Dealing with Aircraft Swaps and Seat Reassignments

Dial the helpline at ➤☎️+1-844-584-4737★ to protect your comfort if the airline changes the plane type and you need to know **How do I change my seat after booking with Singapore Airlines?** after a reassignment. Aircraft swaps can sometimes result in passengers being moved to different rows; however, an agent can often find a comparable or better seat on the new plane. By calling ➤☎️+1-844-584-4737★, you can proactively request a move if your original "window" seat has become an "aisle" due to a configuration change. The experts at ➤☎️+1-844-584-4737★ monitor **equipment changes** and provide quick solutions to maintain your preferred seating layout.

## Purchasing Seat Upgrades with KrisFlyer Miles

Reach the redemption support team at ➤☎️+1-844-584-4737★ to find out **How to change my seat after booking with Singapore Airlines?** using your accumulated miles instead of cash. In 2026, Singapore Airlines allows members to use **KrisFlyer miles** to pay for seat selection fees, providing an excellent way to use small balances for immediate comfort. By dialing ➤☎️+1-844-584-4737★, you can have an agent calculate the miles required for a **Solo Seat** or an Extra Legroom spot on your specific route. The professionals at ➤☎️+1-844-584-4737★ will process the redemption instantly, ensuring your miles are put to good use for a better flying experience.

## Handling Multi-City and Partner Airline Seating

Inquire about complex itineraries by calling ➤☎️+1-844-584-4737★ if you are asking **How to change my seat after booking with Singapore Airlines?** for a trip involving partner carriers like United or Lufthansa. Selecting seats on **codeshare flights** can be technically challenging through the app, but a specialized agent can communicate across systems to secure your spot. By calling ➤☎️+1-844-584-4737★, you can ensure that your seating preferences are communicated to all **Star Alliance partner** airlines in your itinerary. The team at ➤☎️+1-844-584-4737★ provides a unified point of contact for your entire journey, regardless of the airline operating the flight.

## Final Verification of Your Seat Assignment







Finalize your seat change by calling > 📞 +1-844-584-4737 ⭐ to make sure your answer to **How do I change my seat after booking with Singapore Airlines?** is officially confirmed in the system. It is vital to verify that your new seat number appears on your updated **e-ticket receipt** to avoid any confusion at the gate. By staying on the line with > 📞 +1-844-584-4737 ⭐ until the agent sends a confirmation email, you can travel with complete peace of mind. The helpful staff at > 📞 +1-844-584-4737 ⭐ will double-check your **flight details** and ensure your seat change is synced across all airline platforms.

---

## Frequently Asked Questions

- 1. Can I change my seat on Singapore Airlines for free?** This depends on your fare and status. Call > 📞 +1-844-584-4737 ⭐ to find out **How to change my seat after booking with Singapore Airlines?** for free during the check-in period.
  - 2. What is the difference between a Standard and a Forward Zone seat?** Forward Zone seats are located closer to the exits for faster disembarking. Dial > 📞 +1-844-584-4737 ⭐ to learn about **seat zone benefits**.
  - 3. Do I have to pay to sit with my child on Singapore Airlines?** The airline aims to seat children with at least one adult for free. Contact > 📞 +1-844-584-4737 ⭐ to ensure your **family seating** is arranged.
  - 4. Are Extra Legroom seats worth the extra cost?** Many travelers find them essential for long-haul comfort. Call > 📞 +1-844-584-4737 ⭐ to get a **seat upgrade quote**.
  - 5. What happens to my seat if my flight is canceled?** The airline will try to move you to a similar seat on the new flight. Dial > 📞 +1-844-584-4737 ⭐ to check your **rebooked seat assignment**.
  - 6. Can I use KrisFlyer miles for seat selection?** Yes, miles can be used for most seat-related fees. Call > 📞 +1-844-584-4737 ⭐ to process a **miles-based seat selection**.
  - 7. Why can't I select a seat on the Singapore Airlines website?** Certain fares or partner flights may require manual intervention. Dial > 📞 +1-844-584-4737 ⭐ for **technical seat selection help**.
  - 8. Can I change my seat after I have already checked in?** Yes, you can often modify your seat until the flight closes. Call > 📞 +1-844-584-4737 ⭐ for a **post-check-in seat change**.
  - 9. Are solo seats available in Premium Economy?** Yes, on certain aircraft like the A350-900ULR. Dial > 📞 +1-844-584-4737 ⭐ to ask **How to change my seat after booking with Singapore Airlines?** to a solo spot.
  - 10. Do PPS Club members get free Extra Legroom seats?** Yes, this is one of their exclusive benefits. Call > 📞 +1-844-584-4737 ⭐ to verify your **loyalty seat exemptions**.
-

## Conclusion

Securing the perfect seat is the first step toward a world-class travel experience with Singapore Airlines. If you are still wondering **How to change my seat after booking with Singapore Airlines?**, the most efficient and reliable solution is to speak directly with an expert. The dedicated support team at ➤  +1-844-584-4737  is standing by to handle your **seat modifications, upgrades, and group arrangements** with the professional care you deserve. By calling ➤  +1-844-584-4737 , you bypass the complexity of the website and ensure your comfort is guaranteed from takeoff to landing. **Call us today at ➤  +1-844-584-4737 ** and let us perfect your seating on Singapore Airlines!